




Fall Home Maintenance Checklist

Prep for winter weather. Insulate, tune up your heating equipment, and stock up on emergency supplies. Your home will love the TLC.



Prepare your doors, windows, and siding to keep out water and cold air


Task	Date Completed	Notes
Repair missing, loose, or damaged siding.		
Caulk gaps and cracks around windows and doors.		
Install storm windows, or try plastic insulation from the hardware store.		
Replace weather stripping and door sweeps that let air through.		
Remove anything growing on siding.		

Ready your roof for snow, ice, wind, and rain

Task	Date Completed	Notes
Repair missing, loose, or damaged siding.		
Check roof near chimneys, walls, and vents for corroded or loose flashing, and worn or missing sealant. If you find issues, have a professional take a look.		
Remove debris from roof, gutters, and downspouts.		
Check for ice buildup (ice dams) at the edges of your roof during winter. If the amount of ice is growing, contact a professional.		



Fall Home Maintenance Checklist



Winterproof your trees, shrubs, and yard

Task	Date Completed	Notes
Remove tree limbs that hang over your roof and power lines. Hire a tree service for large limbs or any work near power lines.		
Secure or cover shrubs that may be damaged by wind, snow, or ice.		
Fertilize your lawn. Mulch your trees and garden beds.		

Service your chimneys, fireplaces, and stoves


Task	Date Completed	Notes
Schedule professional chimney service. Make sure they inspect the outside of your chimney for damage to masonry and mortar.		
Inspect fireplaces and wood stoves monthly during heating season. Use a wire brush to remove creosote buildup in the firebox and stovepipe.		
Move flammable materials away from stoves and other heat sources.		

Tune up your home heating system

Task	Date Completed	Notes
Schedule professional maintenance for heating equipment.		



Fall Home Maintenance Checklist



Tune up your home heating system


Task	Date Completed	Notes
Change or clean filters (often monthly). Furnaces usually have filters, and they may be hidden behind vents on walls, ceilings, and floors.		
Switch direction of ceiling fans (clockwise).		
Remove debris from roof, gutters, and downspouts.		
Program thermostats for winter. Try 68 degrees when you're at home, and 60 degrees while you're out or sleeping.		

Insulate your pipes and test your sump pump

Task	Date Completed	Notes
Test sump pump. Pour water in until the pump starts and make sure the water gets pumped out.		
Shut off and drain outdoor water sources such as spigots and sprinkler systems.		
Insulate pipes near outside walls and in your basement, crawlspace, or attic so they don't freeze and burst.		



Fall Home Maintenance Checklist



Prepare for fire safety and other emergencies

Task	Date Completed	Notes
Change batteries in smoke and carbon monoxide detectors.		
Inspect safety equipment, including fire extinguishers, escape ladders, and childproofing.		
Test your home security systems, including security lights and alarms. Make sure all doors and windows lock properly.		
Clean dryer ductwork and vents. Detach ductwork and use a vacuum cleaner, brush, or air compressor to remove trapped lint.		
Stock up on emergency supplies, like ice melt, gas, batteries, flashlights, canned food, bottled water, and first aid supplies.		



Spring Home Maintenance Checklist —→